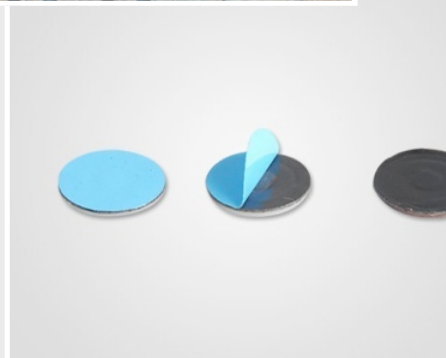




Technical Data Sheet for Indoor and Outdoor Desmopan® Tactile Ground Surface Indicators

Rounded bars/domes, loose (pre-treated with adhesive)



Rounded bar, loose, dimensions: 300 mm x 30 mm, the bars taper at the top to a width of 15 mm, special formats upon request

Dome, loose, dimensions: Ø 30 mm, height: 3 mm

Area of use I: in buildings, on almost all floor surfaces (e.g. stone, PVC, carpet etc.)

Area of use II: outdoors, on almost all ground surfaces

Period of use: permanent or temporary

Usage: draw attention to junctions and areas of risk (especially on steps and stairs)

Especially suitable for: those with a visual impairment, reducing vision due to ageing or orientation problems e.g. after an accident or stroke.

Material: Desmopan® by Bayer is a thermoplastic polyurethane (TPU), developed by Bayer MaterialScience, which excels itself through its resistance to abrasion and its mechanical strength, even when subjected to extreme use.

Hardness: 50-60 Shore D in accordance with ISO 868, impact resistant in accordance with DIN EN ISO 180

Tensile strength: > 50 MPa in accordance with DIN 53504

UV-stability: 2 years world-wide, higher values possible subject to higher prices

Flammability: fulfils the test requirements of FMVSS 302 as well as DIN 4102-1 B1 and UL94 HB

Temperature range: -40°C to +80°C

Special features: the guidance system Odile® doesn't just provide tactile information, but also, through the almost unlimited colour options, can help those without a visual impairment orientate themselves in unfamiliar areas.

Application I (indoors): floors must be clean, dry and free from dust and grease. Simply remove the strip on the back, stick and press. Tiles can be laid with the help of a template (not included in the delivery). Can be applied at any time i.e. to existing floor surfaces.

Application II (outdoors): depending on the ground surface it may be necessary to pre-treat the surface with a bonding agent or primer. The adhesive is applied, with the help of an applicator gun, in lines and spread across the area using a notched adhesive spreader. Next, the clean and activated tiles are pressed flat onto the adhesive. The thickness of the adhesive layer should be approx. 2mm-3mm after the tiles have been laid. The optimal temperature for the application of the materials/substances: 15°C to 25°C.

Standards: fulfils DIN 32984 and DIN 32975